

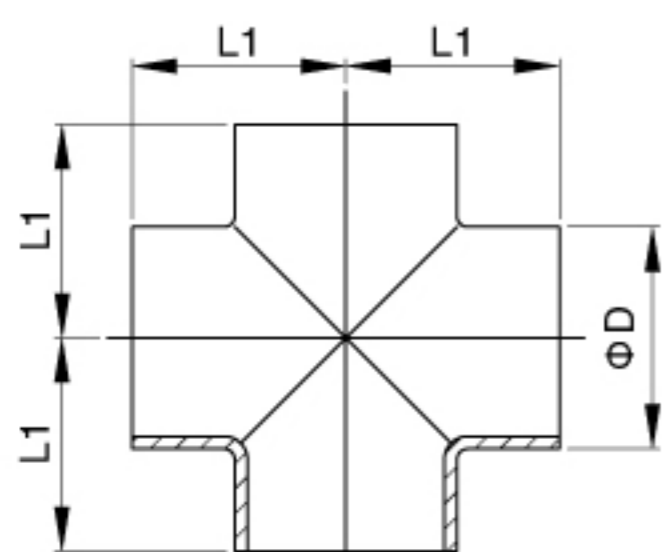


- ◆ Sanitary Manual、Pneumatic Valve
- ◆ Sanitary Pipe Fittings
- ◆ Fluid Facility
- ◆ 卫生级手动、驱动阀门 / 卫生级管件/ 流体设备

四通 Cross

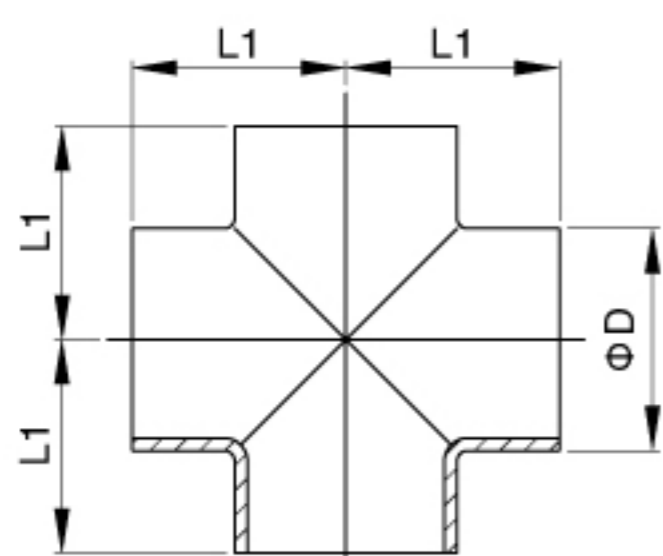
 焊接式
 Welded

DIN 40057



Size	L1	D				kg
DN25	50.0	28.0				
DN32	55.0	34.0				
DN40	60.0	40.0				
DN50	70.0	52.0				
DN65	80.0	70.0				
DN80	90.0	85.0				
DN100	100.0	104.0				

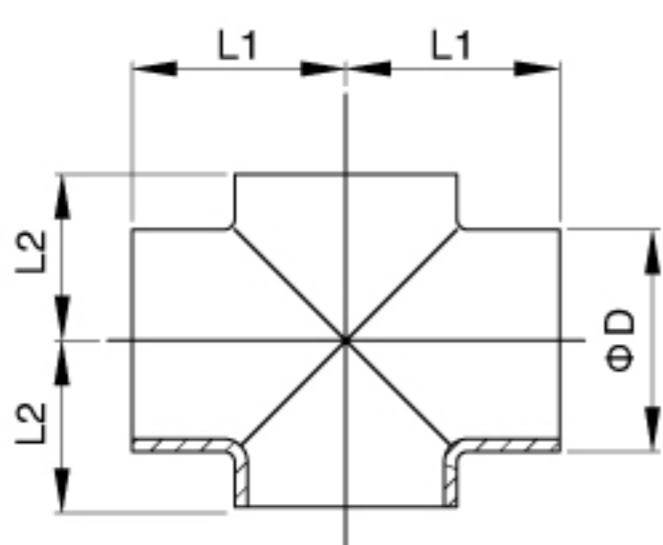
 焊接式
 Welded

 ISO
 IDF 40058


Size	L1	D				kg
1"	33.5	25.4				
1 1/4"	38.0	32.0				
1 1/2"	48.5	38.0				
2"	60.5	51.0				
2 1/2"	83.5	63.5				
3"	88.5	76.0				
3 1/2"	103.5	89.0				
4"	127.0	101.6				

 焊接式
 Welded

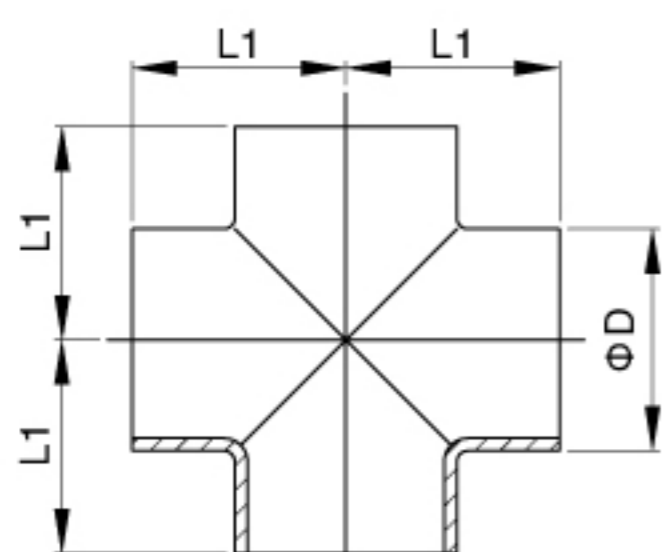
SMS 40059



Size	L1	L2	D			kg
25	55.0	15.0	25.4			
38	70.0	21.0	38.0			
51	82.0	29.0	50.8			
63.5	105.0	36.0	63.5			
76.2	110.0	44.0	76.2			
102	150.0	58.0	101.6			

 焊接式
 Welded

BS 40060



Size	L1	D				kg
1"	65.0	25.4				
1 1/2"	85.0	38.1				
2"	110.0	50.8				
2 1/2"	135.0	63.0				
3"	155.0	76.2				
4"	195.0	101.6				

